





Bangladesh Services Limited
(Owner of InterContinental Dhaka)
Un-audited Statement of Financial Position (Balance Sheet)
As at 31 December 2021

	Note	31 December 2021 Taka Un-audited	30 June 2021 Taka Audited
Assets			
Non-current assets			
		8,768,169,047	9,029,045,955
At cost less accumulated depreciation		8,606,570,691	8,869,045,955
Capital work in progress		1,598,356	-
Guarantee deposits		160,000,000	160,000,000
		1,610,846,093	1,507,278,940
Current assets			
Cash and cash equivalents		788,394,193	792,284,868
Inventories		17,645,480	14,800,220
Food and beverage		55,838,220	56,145,171
Accounts receivable		380,817,245	294,647,237
Other receivable		19,150,180	17,037,256
Advances, deposits and prepayments		349,000,775	332,364,188
		10,379,015,140	10,536,324,895
Total assets			
Equity and liabilities			
Shareholders' equity			
		(3,031,111,122)	(2,467,855,877)
Share capital	3.2	977,889,130	977,889,130
General reserve		60,000,000	60,000,000
Reserve for replacements, substitutions and additions to furniture and equipment		180,943,871	162,213,126
Retained earnings/(accumulated losses)		(4,249,944,123)	(3,667,958,133)
		10,247,983,341	9,895,304,520
Non current liabilities			
Deferred tax liability	10	292,903,027	235,148,167
Long term secured loan		9,190,010,181	8,895,086,220
Deferred tariff		765,070,133	765,070,133
		3,162,142,921	3,108,876,252
Current liabilities			
Accounts payable		2,648,696,328	2,543,726,475
Advance rent, security deposits and earnest money		170,342,209	176,368,225
Unpaid dividend		307,688	307,688
Provision for taxation	11	(24,701,394)	21,762,852
Provision for supplementary duty		188,390,998	188,390,998
Deferred liability for gratuity		179,107,091	178,320,014
		10,379,015,140	10,536,324,895
Total equity and liabilities			
Net asset value per share	4	(31.00)	(25.24)


Nisar Ahmed
Chief of Accounts & Finance


S. M. Tarikul Islam, PAA
Company Secretary



Md. Abdul Quaiyum
Managing Director



Dr. Mallick Anwar Hossain
Director


Md. Mokammel Hossain
Chairman


Bangladesh Services Limited
(Owner of InterContinental Dhaka)
Un-audited Statement of Profit or Loss and Other Comprehensive Income
For the half year ended 31 December 2021


Note	1 July 2021 to 31 December 2021	1 July 2020 to 31 December 2020	1 October 2021 to 31 December 2021	1 October 2020 to 31 December 2020
	Taka Un-audited	Taka Un-audited	Taka Un-audited	Taka Un-audited
Revenue	468,268,623	185,619,413	328,424,926	129,366,535
Less: operating cost	225,195,940	127,363,460	139,236,165	67,246,223
Gross profit	243,072,683	58,255,953	189,188,761	62,120,312
Less: Hotel administrative and other expenses	139,066,650	101,711,474	79,989,918	43,531,181
BSL administrative and other expenses	683,545,186	428,263,044	337,156,812	388,016,806
	822,611,836	529,974,518	417,146,730	431,547,987
Profit/(loss) from operation	(579,539,153)	(471,718,565)	(227,957,969)	(369,427,675)
Other income	20,084,681	4,749,722	11,019,110	2,636,897
Rental income from BSL office complex	212,025	21,751,539	(1,330,638)	11,625,004
Income/(loss) from BICC	7,277,816	(48,457,073)	24,280,730	(32,868,160)
Net profit before tax	(551,964,631)	(493,674,377)	(193,988,767)	(388,033,934)
Less: Income tax expense	-	-	-	-
Current tax	(46,464,245.77)	1,436,220	(47,433,610)	934,859
Deferred tax	57,754,860	5,383,881	27,454,424	(9,886,509)
	11,290,615	6,820,101	(19,979,185)	(8,951,650)
Net profit/(loss) after tax	(563,255,245)	(500,494,478)	(174,009,581)	(379,082,284)
Other comprehensive income	-	-	-	-
Total comprehensive income/(loss)	(563,255,245)	(500,494,478)	(174,009,581)	(379,082,284)
Earnings per share (EPS) for the year	(5.76)	(5.12)	(1.78)	(3.88)


Nisar Ahmed
Chief of Accounts & Finance


S. M. Tarikul Islam, PAA
Company Secretary



Md. Abdul Quaiyum
Managing Director



Dr. Mallick Anwar Hossain
Director



Md. Mokammel Hossain
Chairman


Bangladesh Services Limited
(Owner of InterContinental Dhaka)
Un-audited Statement of Cash Flows
For the half year ended 31 December 2021


	Note	1 July 2021 to 31 December 2021 Taka Un-audited	1 July 2020 to 31 December 2020 Taka Audited
A. Cash flows from operating activities			
Cash receipts from customers		508,115,167	361,856,717
Cash paid to suppliers, employees and administrative purpose		853,053,810	1,171,210,641
		<u>(344,938,643)</u>	<u>(809,353,924)</u>
Cash received from tenants		38,920,948	39,977,913
Cash received from other income		20,084,681	-
		<u>59,005,629</u>	<u>39,977,913</u>
Cash flow before gratuity and tax		(285,933,014)	(769,376,011)
Gratuity paid		-	-
Net cash operating activities	7	<u>(285,933,014)</u>	<u>(769,376,011)</u>
B. Cash flows from investing activities			
Acquisition of asset		(11,283,266)	(420,000)
Capital work-in-progress		(1,598,356)	295,116,127
Net cash used in investing activities		<u>(12,881,622)</u>	<u>294,696,127</u>
C. Cash flows from financing activities			
Proceeds from borrowings		294,923,961	418,414,648
Net cash used in financing activities		<u>294,923,961</u>	<u>418,414,648</u>
D. Net increase in cash and cash equivalents (A+B+C)		(3,890,675)	(56,265,237)
E. Opening cash and cash equivalents		792,284,868	866,465,446
F. Closing cash and cash equivalents (D+E)		<u>788,394,193</u>	<u>810,200,209</u>
Net operating cash flows per share (NOCFPS)	5	(2.92)	(7.87)


Nisar Ahmed
Chief of Accounts & Finance


S. M. Tarikul Islam, PAA
Company Secretary



Md. Abdul Quaiyum
Managing Director



Dr. Mallick Anwar Hossain
Director



Md. Mokammel Hossain
Chairman


Bangladesh Services Limited
(Owner of InterContinental Dhaka)
Un-audited Statement of Changes in Equity
For the half year ended 31 December 2021

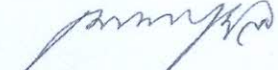
Particulars	Share capital	General reserve	Reserve for replacements, substitutions and additions to furniture and equipment	Retained earnings	Total
	Taka	Taka	Taka	Taka	Taka
Balance at 01 July 2021	977,889,130	60,000,000	162,213,126	(3,667,958,133)	(2,467,855,876)
Net profit/(loss) for the year	-	-	-	(563,255,245)	(563,255,245)
Issue of bonus shares (stock dividend) - 2014	-	-	-	-	-
Provision for RR Fund	-	-	18,730,745	(18,730,745)	-
Charge during the year	-	-	-	-	-
Balance at 31 December 2021	977,889,130	60,000,000	180,943,871	(4,249,944,123)	(3,031,111,121)
Balance at 01 July 2020	977,889,130	60,000,000	152,868,723	(1,852,067,271)	(661,309,418)
Net profit/(loss) for the year	-	-	-	(500,494,478)	(500,494,478)
Charge during the year	-	-	10,083,422	103,756	10,187,178
Balance at 31 December 2020	977,889,130	60,000,000	162,952,145	(2,352,457,993)	(1,161,803,896)


Nisar Ahmed
Chief of Accounts & Finance


S. M. Tarikul Islam, PAA
Company Secretary


Md. Abdul Quaiyum
Managing Director


Dr. Mallick Anwar Hossain
Director


Md. Mokammel Hossain
Chairman