
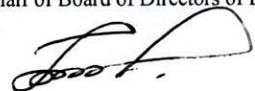



Bangladesh Services Limited
(Owner of InterContinental Dhaka)
Un-audited Statement of Financial Position (Balance Sheet)
As at 31 December 2022

		31 Dec 2022	30 June 2022
		BDT Un-audited	BDT Audited
Assets			
Non-current assets			
Property, plant and equipment		36,538,215,642	36,812,136,562
Capital works-in-progress		-	10,322,094
Guarantee deposits		160,000,000	160,000,000
		36,698,215,642	36,982,458,656
Current assets			
Inventories - spares and general stores		25,983,754	25,176,323
Inventories - food and beverage		57,767,774	59,214,711
Accounts receivable		500,292,439	539,200,731
Other receivables		12,052,384	5,011,361
Advances, deposits and prepayments		377,072,780	374,920,119
Cash and cash equivalents		353,895,406	669,575,447
		1,327,064,536	1,673,098,691
Total assets		38,025,280,178	38,655,557,346
Equity and liabilities			
Equity			
Share capital	3	977,889,130	977,889,130
General reserve		60,000,000	60,000,000
Reserve for replacements, substitutions and additions to furniture and equipment		233,610,928	200,963,215
Retained earnings/(accumulated losses)		(5,313,655,769)	(4,816,278,065)
Equity without revaluation		(4,042,155,710)	(3,577,425,720)
Revaluation surplus		27,343,762,067	27,343,762,067
Equity with revaluation		23,301,606,356	23,766,336,347
Non-current liabilities			
Deferred tax liability	10	1,305,087,805	1,467,317,329
Loans and borrowings non current portion		8,418,871,094	8,898,871,094
		9,723,958,899	10,366,188,423
Current liabilities			
Loans and borrowings current portion		654,800,000	654,800,000
Accounts payable		2,836,792,113	2,616,798,322
Advance rent, security deposits and earnest money		135,551,451	147,039,909
Deferred customs tariff		857,531,829	765,070,133
Provision for taxation	11	271,301,371	95,586,053
Provision for supplementary duty		188,390,998	188,390,998
Liability for gratuity		55,347,162	55,347,161
		4,999,714,923	4,523,032,577
Total equity and liabilities		38,025,280,178	38,655,557,346
NAVPS with revaluation	4	238.28	243.04


For and on behalf of Board of Directors of Bangladesh Services Limited


Nisar Ahmed
Chief of Accounts & Finance


S. M. Tarikul Islam, PAA
Company Secretary


Mohammad Atiqur Rahaman
Managing Director


Tahmina Yeasmin
Director


Md. Mokammel Hossain
Chairman

Bangladesh Services Limited
(Owner of InterContinental Dhaka)
Un-audited Statement of Profit or Loss and Other Comprehensive Income
For the year ended 31 December 2022


	1 July 2022 to 31 December 2022 BDT	1 July 2021 to 31 December 2021 BDT	1 October 2022 to 31 December 2022 Taka	1 October 2021 to 31 December 2021 BDT
Revenue	816,192,847	468,268,623	486,777,428	328,424,926
Operating cost	(365,521,941)	(255,195,940)	(217,368,180)	139,236,165
Gross profit	450,670,906	243,072,683	269,409,248	189,188,761
Hotel administrative and other expenses	(282,291,435)	(139,066,650)	(179,313,922)	79,989,918
BSL administrative and other expenses	(332,534,438)	(683,545,186)	(103,527,106)	337,156,812
	(614,825,873)	(822,611,836)	(331,984,845)	417,146,730
Profit/(loss) from operations	(164,154,967)	(579,539,153)	(13,431,780)	(227,957,969)
Interest & other income	23,243,383	20,084,681	14,063,780	11,019,110
Rental income from BSL office complex	37,560,119	212,025	19,030,060	(1,330,638)
Income/(loss) from BICC	18,899,704	7,277,816	8,876,140	24,280,730
Finance cost	(366,792,437)	-	(183,396,219)	-
Profit/(loss) before tax	(451,244,197)	(551,964,631)	(318,207,109)	(193,988,767)
Income tax expense				
Current tax	175,715,318	46,464,245	114,594,300	(47,433,610)
Deferred tax	(162,229,524)	(57,754,860)	(106,027,540)	27,454,424
	13,485,793	11,290,615	167,148,558	(19,979,186)
Profit/(loss) for the year	(464,729,990)	(563,255,245)	(164,544,344)	(174,009,581)
Other comprehensive income	-	-	-	-
Total comprehensive income/(loss) for the year	(464,729,990)	(563,255,245)	(164,544,344)	(174,009,581)
Earnings per share (EPS)	(4.75)	(5.76)	(0.17)	(1.78)

6


For and on behalf of Board of Directors of Bangladesh Services Limited



Nisar Ahmed
Chief of Accounts & Finance




S. M. Tarikul Islam, PAA
Company Secretary



Mohammad Atiqur Rahaman
Managing Director



Tahmina Yeasmin
Director





Md. Mokammel Hossain
Chairman


Bangladesh Services Limited
(Owner of InterContinental Dhaka)
Un-audited Statement of Changes in Equity
For the half year ended 31 December 2022

Particulars	Share capital	General reserve	Reserve for replacements	Retained earnings/ (accumulated losses)	Revaluation surplus	Total
	BDT	BDT	BDT	BDT	BDT	BDT
Balance at 30 June 2022	977,889,130	60,000,000	200,963,215	(4,816,278,065)	27,343,762,067	23,766,336,347
Net profit/(loss) for the year	-	-	-	(464,729,990)	-	(464,729,990)
Allocation for replacement reserve	-	-	32,647,714	(32,647,714)	-	-
Utilisation of replacement reserve	-	-	-	-	-	-
Net allocation for replacement reserve	-	-	32,647,714	(32,647,714)	-	-
Revaluation of land during the year	-	-	-	-	-	-
Related deferred tax (expense)/income on revaluation surplus	-	-	-	-	-	-
Balance at 31 December 2022	977,889,130	60,000,000	233,610,928	(5,313,655,769)	27,343,762,067	23,301,606,358
Balance at 30 June 2021	977,889,130	60,000,000	162,213,126	(3,667,958,133)	-	(2,467,855,878)
Total comprehensive income/(loss) for the year	-	-	-	(563,255,245)	-	(563,255,245)
Allocation for replacement reserve	-	-	18,730,745	(18,730,745)	-	-
Balance at 31 December 2021	977,889,130	60,000,000	180,943,871	(4,249,944,123)	-	(3,031,111,124)

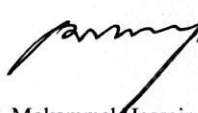
For and on behalf of Board of Directors of Bangladesh Services Limited


Nisar Ahmed
Chief of Accounts & Finance


S. M. Tarikul Islam, PAA
Company Secretary


Mohammad Atiqur Rahaman
Managing Director



Tahmina Yeasmin
Director



Md. Mokammel Hossain
Chairman


Bangladesh Services Limited
(Owner of InterContinental Dhaka)
Un-audited Statement of Cash Flows
For the year ended 30 June 2022

		1 July 2022 to 31 December 2022	1 July 2021 to 31 December 2021
		Taka Un-audited	Taka Un-audited
A. Cash flows from operating activities			
Cash receipts from customers		910,397,563	508,115,167
Cash paid to suppliers, employees and administrative purpose		(805,824,915)	(853,053,810)
		<u>104,572,647</u>	<u>(344,938,643)</u>
Cash received from tenants		12,043,473	38,920,948
Cash received from other income		38,524,235	20,084,681
Bank interest receipt		9,179,603	-
		<u>59,747,311</u>	<u>59,005,629</u>
		<u>164,319,958</u>	<u>(285,933,014)</u>
Net cash from/(used in) operating activities	7	164,319,958	(285,933,014)
B. Cash flows from investing activities			
Acquisition of property, plant and equipment		-	(11,283,266)
Capital works-in-progress		-	(1,598,356)
Net cash from/(used in) investing activities		<u>-</u>	<u>(12,881,622)</u>
C. Cash flows from financing activities			
Borrowings from bank		(479,999,999)	294,923,961
Net cash from/(used in) financing activities		<u>(479,999,999)</u>	<u>294,923,961</u>
D. Net changes in cash and cash equivalents (A+B+C)		(315,680,041)	(3,890,675)
E. Opening cash and cash equivalents		669,575,447	792,284,868
F. Closing cash and cash equivalents (D+E)		<u>353,895,406</u>	<u>788,394,193</u>
Net operating cash flow per share (NOCFPS)	5	1.68	(2.92)


For and on behalf of Board of Directors of Bangladesh Services Limited


Nisar Ahmed
Chief of Accounts & Finance


S. M. Tarikul Islam, PAA
Company Secretary


Mohammad Atiqur Rahaman
Managing Director


Tahmina Yeasmin
Director


Md. Mokammel Hossain
Chairman